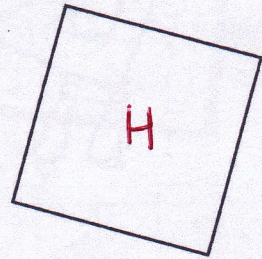








Le carré a 4 côtés de même longueur, 4 sommets et 4 angles droits.

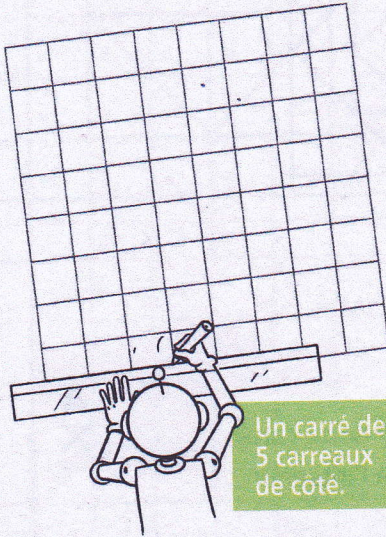
1 Colorie les carrés.




2 Trace les carrés en respectant la longueur des côtés demandée.



Un carré de 4 carreaux de côté.



Un carré de 5 carreaux de côté.



Un carré de 6 carreaux de côté.

3 Trace des carrés identiques aux modèles.

